SPC FLOORING

0 FORMALDEHYDE

NOT AFRAID OF BEING SOAKED IN WATER

INGREDIENT CHART

HIGH-DEFINITION WOOD GRAIN

LOCK INSTALLATION

STABLE AND DURABLE

APPLICABLE FLOOR HEATING

ENF GRADE

SEAMLESS SPLICING

PRODUCT INFORMATION

PRODUCT NAME: NEW MATERIAL SPC STONE PLASTIC FLOORING

PRODUCT SIZE :1150MM*183MM

PRODUCT THICKNESS :4MM/5MM/12MM



UV ANTI-FOULING LAYER

The surface of the base material layer is coated with UV-curable anti-fouling paint. After wiping off stains, there is no residue, with high transparency and high hardness.

WEAR-RESISTANT LAYER

It is processed with high-density thickening technology and polished through over a hundred procedures.

HIGH-DEFINITION COLOR FILM LAYER

Reproduce the real patterns, with vivid, simple and beautiful colors.

SUBSTRATE LAYER

It is processed with high-density thickening technology and polished through over a hundred procedures.

BASE MATERIAL STABILIZING LAYER

Thermoplastic adhesive that is resistant to temperature and heat, solvent-free and non-volatile, safe and healthy, and can resist high temperatures to the greatest extent.

NGREDIENT CHART

FIREPROOF AND FLAME-RETARDANT

B1 grade fire resistance, second only to stone in fire resistance rating

ANTI-SLIP

It becomes rough when exposed to water, reducing the probability of slipping and getting injured

WEAR-RESISTANT

Unafraid of daily wear and tear



WATER IMMERSION TEST

Six-sided waterproof, no curling edges, no deformation

SNAP BUTTON DETAIL DISPLAY



Tight, seamless and waterproof

NO ADHESIVE BINDING REQUIRED

Healthy, environmentally friendly and pollution-free

SUPER REASSURING

PRODUCT PATTERNS



1801



1802



1803



1804



1801



1802



1803



1804



1805



1806



1807



1808



1809



1810



1811



1812



1601



1602



1603



1604



1605



1606



1607



1608



1609



1610



1612



1618



2001



2002



2003



2005



2006

2007



2008

2009

ABOUT PRODUCT

We ensure that the quality of each product reaches the leading level in China. To avoid installation and after-sales problems, please install and use it correctly and in a standardized manner!

Correct and standardized installation and use

1. When installing, please be sure to leave an expansion gap of 8mm to 15mm or more around the wall edge. (Do not use hard glass adhesives such as non-butyl rubber for finishing. It is recommended to use

skirting boards and small seven-point corner finishing.)

2. Do not forcibly strike when the groove is not in the right position!

3. The ground should be relatively flat. Do not install or use it when there are significant undulations and drops. (It is recommended to use self-leveling cement for leveling.)

4.SPC is an indoor floor and must not be installed in places exposed to direct sunlight!

5. The floor laying area should have a longitudinal and transverse span of 10 to 15 meters. If the laying span is too long, please use accessory partitions before installation. (For partition accessories, it is prohibited to use hard glass adhesives such as non-butyl rubber for fixation. Empty Spaces should be left for the partition.